



Nan Goldin



Robert Frank



Kyle Thompson

PHOTOGRAPHY A LEVEL YEAR 13 SUMMER INDEPENDENT LEARNING TASK

The summer holidays are a very important time for the development of your Component 1 coursework project. The time off college is a great opportunity to further your own work and make really good progress on your Year 13 work. Your teacher will give you more information about these tasks. The work you should have completed when you return to college in September is the following:

PART 1 (COMPULSORY)

A: SKETCHBOOK/SLIDES WORK:

Most of this work will have been produced before the summer holidays but make sure pages are up to date and all work is annotated with explanation and reflection.

1. **Title page** (Your name, Component 1, 'Identity')
2. **Mind map/s** - all possible starting points for the project
3. **Mood board** - a page of gathered images to use as visual inspiration
4. **Artist research and image analysis** piece/s 1
5. **Contact sheet photoshoot 1** – reflect on the shoot. Annotate with key words, etc.
6. **Enlargements/edits/experiments** for shoot 1. Remember to go BIG with some of your favourite images and don't forget to annotate your work (not every image necessarily).

B: PHOTOSHOOT 2 (Min. 30 images):

Develop your idea by taking your next series of photographs. These should be as high quality as possible. Make use of the long days and nice summer light. These photographs need to link directly to your initial idea for the Identity project and not be something unrelated. **You can take more than one** photoshoot over the holidays if you wish. You might like to view this guidance from BBC bitesize on considering portrait images – created for during lockdown but still lots of relevant advice.

<https://www.bbc.co.uk/bitesize/articles/z43s2v4>

C: RETRIEVAL ACTIVITY

Ensure over the summer that you are not forgetting your camera knowledge.

Watch these videos on Exposure and Shutter speed. Have a go at answering the questions at the end.

1. <https://ed.ted.com/on/6Z6fdmVH>
2. <https://ed.ted.com/on/zrwjxFHA>

You might also like to explore the YouTube tutorials from Mango Street – some great tips and photo challenges on their channel:

https://www.youtube.com/channel/UC5bp5_6h-ZxkBz6S_33ZUVg

Continuing to work with your camera regularly is the best way to practice. If your camera has manual or semi manual modes, try taking it off Automatic and get used to being more in control.

PART 2 - OPTIONAL BUT STRONGLY RECOMMENDED (EXTENDED LEARNING)

Look through the attached list called ‘What to watch’ and our suggestions for some optional gallery visits. We have collated many different documentaries, websites and interviews. Select and watch a minimum of **three different sources** which apply to your own area of interest for the Identity project. Broadening your research will really help to develop your knowledge of photography as a subject. You may also be able to use this research when it comes to writing the Personal Study and collating an essay research folder. Make sure to do the following:

- Note down the name and source of the video
- Make some notes as you are watching – jot down any interesting points, facts, or things that you would like to research further.
- Document this information in your sketchbook/slides project with some stills/cover image and your own thoughts and notes.

DEADLINE FOR ALL WORK: THE FIRST WEEK BACK IN SEPTEMBER.





Bring in your **sketchbook**, **research** and any **photographs** taken over the summer to your first lesson. You will have time to edit your new shoot during the first week/s back.





If you need any help or information about these tasks, then please contact your teacher. Have a great holiday!

Lesley, Liz and Robin.

Photography Documentaries:

what to watch

<p>YouTube</p>	<p>BBC Documentary: Britain in Focus: A Photographic History Episode 1 Sees how science allowed art to develop. Explores the science behind early photography.</p> <p>BBC Documentary: Britain in Focus: A Photographic History Episode 2 Traces the emergence of a new genre of photography - photojournalism.</p> <p>BBC Documentary: Britain in Focus: A Photographic History Episode 3 (Skip to 25secs in) Traces the story of British photography from the explosion of colour images in the late 1950s to the ongoing impact of the digital revolution.</p>	
<p>Amazon Prime</p>	<p>The Art of Photography : Artist Series (2 Series) Short films that celebrate photography and the great living photographers of our time.</p>	
<p>Masters of Photography</p>	<p>Masters of Photography - Free Films A collection of free films on photography. Each one is different and on different photographers and genres.</p>	
<p>Netflix</p>	<p>Abstract: Series 1 Episode 7 Platon - Photography Platon's fearless portraits capture the souls of the world.</p>	

<p>Netflix</p>	<p><u>Tales by Light</u> (3 series) Photographers and film makers travel the world capturing images of people, places, creatures and cultures from new angles.</p>	
<p>Genius of Photography</p>	<p><u>Genius of Photography</u> 6 Episodes Essential viewing for any photography student. Episode 3 - 'Right time Right Place' - is great for Street Photography and Documentary Photography projects. Episode 4 - 'We are Family' - great for identity type projects.</p>	
<p>TED talks</p>	<p><u>TED talks on Photography</u> A large selection of interesting photography talks, from artist talks such as Edward Burtynkysy to talks about contemporary and historical issues in photography.</p>	
<p>PhotoLondon</p>	<p><u>Photo London Talks Archive</u> Many talks from photographers such as Joel Meyerowitz, Don McCullin and Tim Walker. You will need to be registered and logged in to view the talks but this is free.</p>	

Suggestions for local gallery visits:

<https://ysp.org.uk/exhibitions>

<https://hepworthwakefield.org>

<https://www.impressions-gallery.com/>

<https://www.tate.org.uk/whats-on/tate-liverpool/exhibition/don-mccullin> (ticketed event at Tate Liverpool - student discount available. Prebook)