

BTEC EXTENDED CERTIFICATE IN APPLIED SCIENCE

There are 2 parts to the SIL

1. Complete all questions, then mark.
The mark Scheme is at the end of the document
2. Use the information to test yourself. This will be assessed in the initial assessment. Use the video for advice for how to do this:
<https://www.youtube.com/watch?v=wrDOoBuP9A8>

Unit 1: Principles and Applications of Science I

Answer all the questions. There are links to websites which you may find helpful. You will be given a test on these concepts at the start of the term.

This unit covers some of the key science concepts in biology, chemistry and physics.

This section looks at some of the chemistry concepts you have covered at GCSE and will cover in more depth in Unit 1.

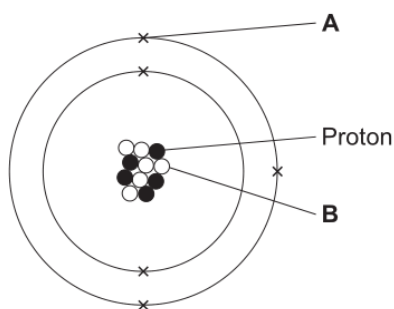
Periodicity and properties of elements

☐ Atomic Structure

<https://www.bbc.co.uk/bitesize/guides/zwn8b82/revision/3> (pages 3,4 and 5)
https://phet.colorado.edu/sims/html/build-an-atom/latest/build-an-atom_en.html

Q1. Figure 1 shows an atom of element G.

Figure 1



Draw a ring around the correct answer to complete each sentence.

- (a) Label **A** shows
 an electron an ion a nucleus (1)
- (b) Label **B** shows
 an isotope a molecule a neutron (1)
- (c) The atomic number of element **G** is
 5 6 10 11 16 (1)
- (d) The mass number of element **G** is
 5 6 10 11 16 (1)

☐ Periodic Table

<https://www.bbc.co.uk/bitesize/guides/ztv797h/revision/2> (pages 2-8)
<https://www.rsc.org/periodic-table/>

Q2. The Periodic table below contains **six** errors. State what they are.

	H															He	
Li	Be							B	C	N	O	Fl	Ne				
Na	Mg							Al	Si	P	S	Cl	Ar				
K	Ca	Sc	Ti	V	Cr	Mn	Fe	Co	Ni	Cu	Zn	Ga	Ge	As	Se	Br	Kr
Rb	Sr	Y	Zr	Nb	Mo	Tc	Ru	Rh	Pd	Ag	Cd	In	Sn	Sb	Te	I	Xe
Cs	Ba	La	Hf	Ta	W	Re	Os	Ir	Pt	Au	Hg	Tl	Pb	Bi	Po	At	Rn
Fr	Ra	Ac	Rf	Db	Sg	Bh	Hs	Mt	Ds	Rg							

(6)

Q3. Give the term from the list below that applies to each number:

- metals non-metals group period
 Noble gases Alkaline-Earth metals Halogens Alkali metals

Key: relative atomic mass, symbol, name, atomic (proton) number

7..... number 8

(8)

- | | |
|----|----|
| 1= | 5= |
| 2= | 6= |
| 3= | 7= |
| 4= | 8= |

Q4. Read the information below on element **X** carefully. Use this to help you answer the questions which follow.

Element **X** has two different isotopes, both of which contain 17 protons. The least abundant isotope contains 20 neutrons. The second isotope is three times more abundant and contains 2 more neutrons. All the atoms contain 2 electrons in the first shell, 8 electrons in the second shell and 7 electrons in the third.

(a) Where in the Periodic Table is element **X** found:

Group: Period: (2)

(b) Use the Periodic Table in **Q3**, the **key** and your answer to **Q4.(a)** to complete **Figure 2**, for element **X**

Key	
A _r	Symbol	
Z	name	

(4)

(c) Is element **X** a metal or non-metal? (1)

(d) Identify an element, in the same group as **X**, which has a lower boiling point than **X**.
..... (1)

Chemical reactions and equations

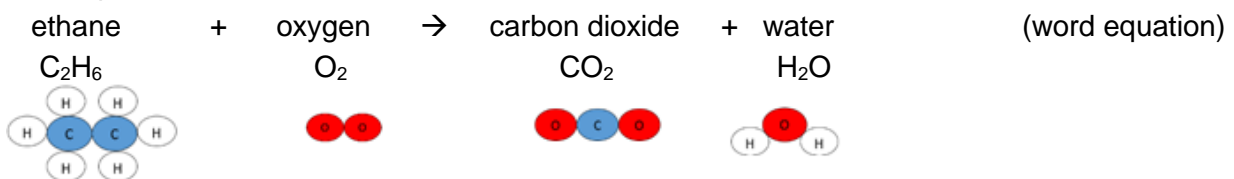
<https://www.bbc.co.uk/bitesize/guides/zy4pmsg/revision/1> (pages 1-6)

<https://www.bbc.co.uk/bitesize/guides/z2bfxf/revision/1> (pages 1,2)

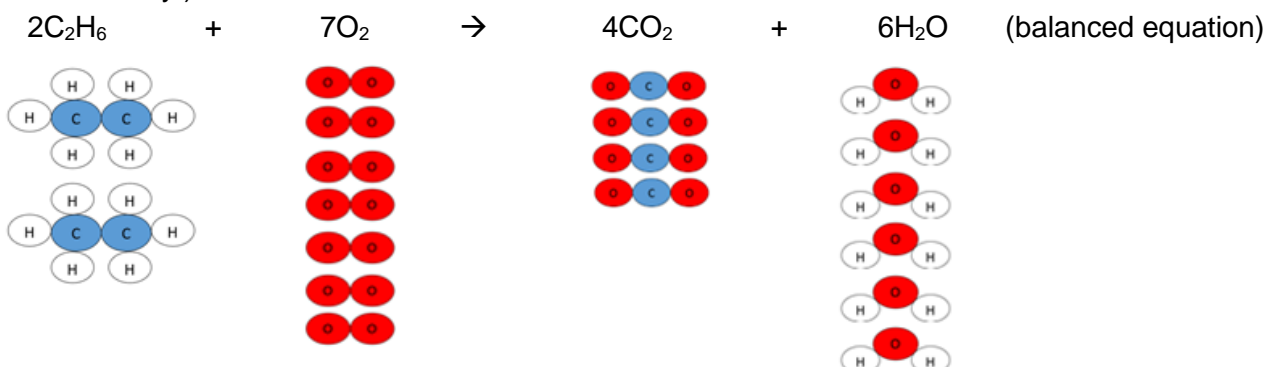
Equations are used to show chemical reactions.

Reactants are written on the left of the arrow and products are written on the right.

For example:



Atoms cannot be created or destroyed. They are simply rearranged. Therefore, the equation with formulae needs balancing. (You can only add more of the same molecules. You cannot change the formula of any.)



The relative formula mass of a molecule/compound (M_r) can be calculated by adding the A_r of all the atoms it contains. The A_r value for all elements can be found in the Periodic Table.

A_r of C is 12.0, A_r of H is 1.0 and A_r of O is 16.0

$$M_r \text{ of } C_2H_6 = (2 \times 12.0) + (6 \times 1.0) = 30.0$$

$$M_r \text{ of } O_2 = (2 \times 16.0) = 32.0$$

$$M_r \text{ of } CO_2 = 12.0 + (2 \times 16.0) = 44.0$$

$$M_r \text{ of } H_2O = (2 \times 1.0) + 16.0 = 18.0$$

The total mass of the reactants = the total mass of the products

$$\text{Mass of reactants} = (2 \times M_r C_2H_6) + (7 \times M_r O_2) = (2 \times 30.0) + (7 \times 32.0) = 284.0$$

$$\text{Mass of products} = (4 \times M_r CO_2) + (6 \times M_r H_2O) = (4 \times 44.0) + (6 \times 18.0) = 284.0$$

Q5. Lithium reacts with water to form lithium hydroxide and hydrogen.

(a) Balance the symbol equation for this reaction



(b) (i) Complete the table below for this reaction (8)

	Reactant or product	State	M_r
Lithium			
Water	reactant	liquid	18.0
Lithium hydroxide			
Hydrogen			

(ii) Calculate the total mass of the reactants. Are these the same as the total mass of the products? Show your workings.

.....
 (2)

□ Bonding

Chemical reactions involve the breaking and making of bonds. This involves electrons being transferred or shared between atoms.

The total number of electrons at the end of the reaction must be the same as at the start.

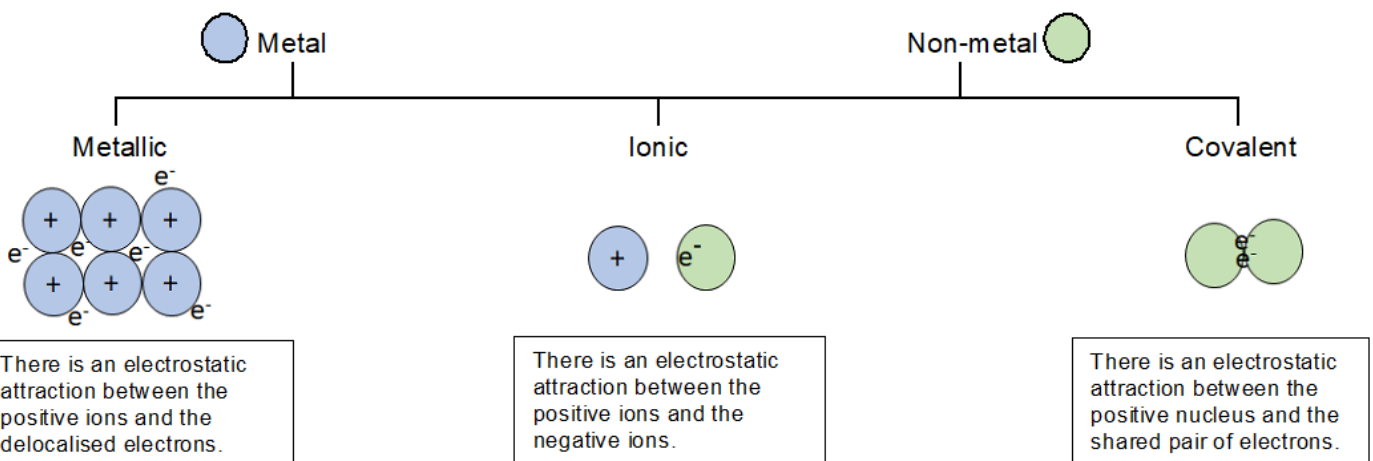
Metal atoms **lose** electrons and form **positively** charged ions.

Non-metal atoms **gain** electrons and form **negatively** charged ions

OR by **sharing** them (in pairs) with another non-metal atom

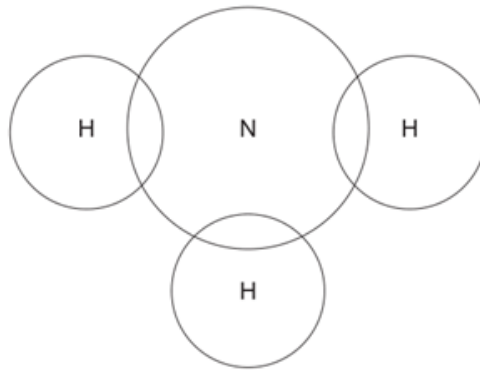
<https://www.bbc.co.uk/bitesize/topics/z33rrwx> (ionic compounds, small molecules, metals and alloys)

How do you know which type of bonding is present in an element or compound? Consider the type of element(s) it contains:

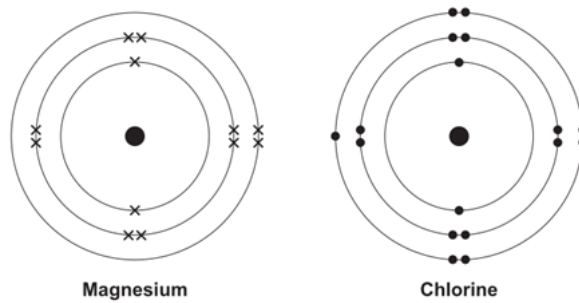


Q6. The electronic structure of a potassium atom is 2,8,8,1
 Draw a diagram to show the electronic structure of a potassium ion. Show the charge on the ion.

Q7. Complete the dot and cross diagram to show the electrons in the outer shells of ammonia, NH₃.
 Use the periodic table to help you.



Q8. The diagrams shown an atom of magnesium and an atom of chlorine.



(2)

(2)

Describe, in terms of electrons, how magnesium atoms and chlorine atoms change into ions to produce Magnesium chloride, MgCl_2 .
You may draw labelled diagrams.

.....

.....

.....

.....

.....

.....

.....

.....

.....

..... (4)

Unit 2: Practical Scientific Procedures and Techniques

In this unit you will be required to complete a lot of practical procedures and so it is important that you know about laboratory safety.

□ Laboratory Safety

- Watch the video on safety in the laboratory:
<https://www.youtube.com/watch?v=RhIOYhOvCsQ>

Use this to complete a list of safety rules to follow when completing any experiment.














1.
2.
3.
4.
5.
6.
7.
8.

(8)



You will be using a number of different chemicals and apparatus when completing these experiments.

- Follow the instructions provided to complete the table below on hazard symbols
 - Match the old hazard symbol to the new symbol.
 - Match the new hazard symbol to the hazard name.
<https://www.acs.org/content/dam/acsorg/about/governance/committees/chemicalsafety/publications/acs-secondary-safety-guidelines.pdf> (page 22 and 23)
 - List the precautions which should be taken (in addition to wearing a labcoat and safety glasses) when handling chemicals with these hazards to minimise the chance of an accident occurring.
<https://www.acs.org/content/dam/acsorg/about/governance/committees/chemicalsafety/publications/acs-secondary-safety-guidelines.pdf> (pages 38-40)

Old	New	Name	Precautions
		harmful / irritant	
		oxidising agent	
		flammable	
		harmful to the environment	
		corrosive	
		toxic	
			

(19)

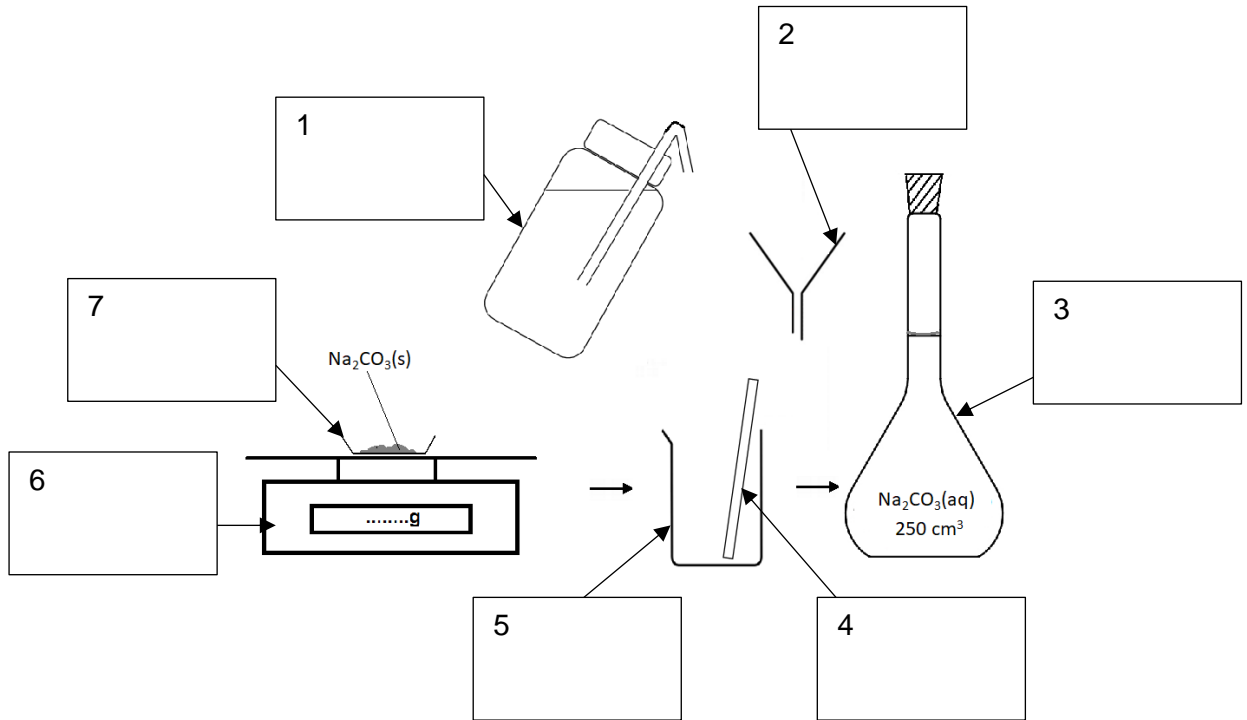
Practical techniques

One of the practical techniques you will need to complete is the preparation of a standard solution and performing a titration to test the solution you have prepared.

- Watch these videos to help you answer the questions
<https://www.youtube.com/watch?v=xBKyjXUkJy0>
<https://www.youtube.com/watch?v=rLc148UCT2w>
https://www.youtube.com/watch?v=qzvzvDv_BnA

Q1. (a) What is a standard solution?(1)

(b) The diagram below shows the apparatus used to make a standard solution of sodium carbonate. Give the name of each numbered piece of equipment. (7)



(c) The standard solution prepared can be used to find the concentration of a solution of hydrochloric acid.

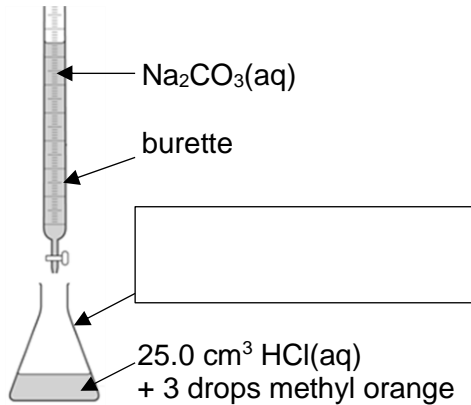
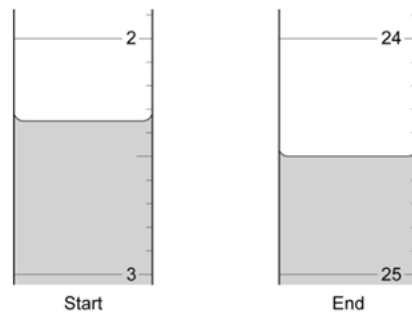


Figure 2.



- (i)** Complete the label to show name of the apparatus in which the acid is placed. (1)
- (ii)** What is the name given to this procedure? (1)

Opening doors to a brighter future

(iii) **Figure 2.** shows the level of the sodium carbonate solution in the burette at the start and the end of one titration. Use these to work out the volume of sodium carbonate added in the titration. Give your answer to 2 d.p.

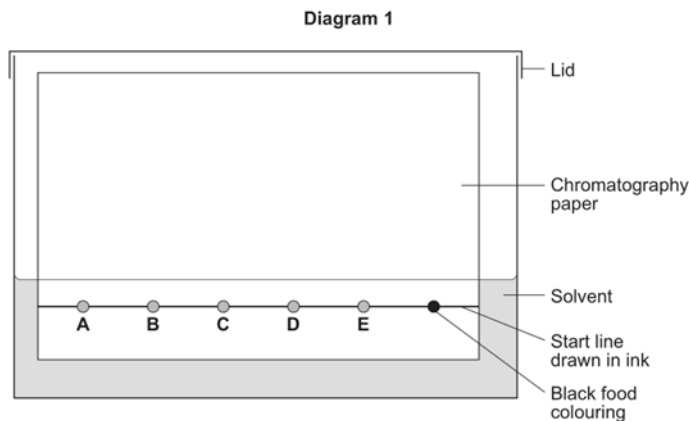
Volume $\text{Na}_2\text{CO}_3(\text{aq})$ added = cm^3 (1)

Another practical technique you will need to complete is chromatography.

- The links below may help you to answer the questions on this technique.
<https://www.youtube.com/watch?v=lj5OWzhZSac>
<https://www.bbc.co.uk/bitesize/guides/z9dfxfr/revision/4>

Q2. (a) What is chromatography used for?
(1)

(b) A student used paper chromatography to analyse a black food colouring. They placed spots of known food colours, **A, B, C, D** and **E** and the black food colouring on a sheet of chromatography paper. They set up the apparatus as shown in **Diagram 1**.

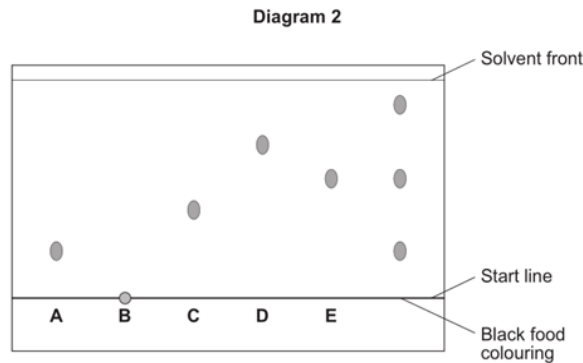


The student made **two** errors in setting up the apparatus. Identify the **two** errors and describe the problem each error would cause.

.....

 (4)

(c) A different student set up the apparatus without making any errors. The chromatogram in **Diagram 2** shows the student's results.



(i) What do the results tell you about the composition of the black food colouring?

.....

.....

.....

(ii) Use **Diagram 2** to complete **Table 1**. (2)

Table 1.

	Distance in mm
Distance from start line to solvent front	
Distance moved by food colour C	

(iii) Use your answers in (c)(ii) to calculate the R_f value for food colour **C**. Show your workings.

R_f value = (1)

(iv) **Table 2** gives the results of chromatography experiments that were carried out on some known food colours, using the same solvent as the students.

Table 2.

Name of food colour	Distance from start line to solvent front in mm	Distance moved by food colour in mm	R_f value
Ponceau 4R	62	59	0.95
Carmoisine	74	45	0.61
Fast red	67	27	0.40
Erythrosine	58	17	0.29

Which of the food colours in **Table 2** could be food colour **C** from the chromatogram? Give the reason for your answer.

.....

.....

.....

❑ Obtaining and analysing results obtained in an experiment

It is important to keep a record of all data whilst carrying out practical work. It is good practice to draw a table before starting the experiment and then enter results straight into the table.

Tables should have clear headings with units.

Time / min	Temperature / °C
0	27.6
1	27.4
2	27.2

The independent variable is the left-hand column in a table, with the following columns showing the dependent variables. All measurements should be written to the same number of decimal places (matching the precision of the measuring instrument).

<https://www.bbc.co.uk/bitesize/guides/zcxp6yc/revision/1>
<https://www.bbc.co.uk/bitesize/guides/zcxp6yc/revision/6>

Q3. A student was told to complete a practical to investigate how temperature affects the rate of a reaction. The student carried out the reaction at five different temperatures and recorded the time taken for each.

The student then calculated the rate of reaction, in s⁻¹ for each experiment using the equation:

$$\text{rate of reaction} = \frac{1}{\text{time}}$$

The student's results and calculations are shown below:

at 24.5 °C the experiment took 340 seconds	$1/340 = 0.0029 \text{ s}^{-1}$
at 39.0 °C it took 256 sec	$1/256 = 0.0039 \text{ s}^{-1}$
at 58.0 °C the experiment took 124 s	$1/124 = 0.0081 \text{ s}^{-1}$
80.5 °C 62 s	$1/62 = 0.0161$
51 °C 186 s	$1/186 = 0.0054$

(a) What is the independent variable in this experiment? Circle the correct answer

rate of reaction

time

temperature

(1)

(b) Tabulate the student's data in an appropriate manner.

(4)

..... / / /

Make notes from the following resources, then have a go at completing the questions

Titration and mole calculations

<https://www.bbc.co.uk/bitesize/guides/zx98pbk/revision/3>



<https://www.youtube.com/watch?v=wPGVQu3UXpw>



<https://www.youtube.com/watch?v=ovx-Sro4NXM>



Q1.

This question is about acids and alkalis.

- (a) Dilute hydrochloric acid is a strong acid.

Explain why an acid can be described as both strong and dilute.

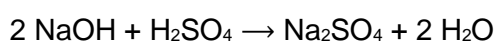
(2)

A student titrated 25.0 cm³ portions of dilute sulfuric acid with a 0.105 mol/dm³ sodium hydroxide solution.

- (b) The table below shows the student's results.

	Titration 1	Titration 2	Titration 3	Titration 4	Titration 5
Volume of sodium hydroxide solution in cm ³	23.50	21.10	22.10	22.15	22.15

The equation for the reaction is:



Calculate the concentration of the sulfuric acid in mol/dm³

Use only the student's concordant results.

Concordant results are those within 0.10 cm³ of each other.

Concentration of sulfuric acid = _____ mol/dm³

(5)

- (c) Explain why the student should use a pipette to measure the dilute sulfuric acid and a burette to measure the sodium hydroxide solution.

(2)

- (d) Calculate the mass of sodium hydroxide in 30.0 cm³ of a 0.105 mol/dm³ solution.

Relative formula mass (M_r): NaOH = 40

Mass of sodium hydroxide = _____ g

(2)

(Total 12 marks)

Q2.

A student investigated the reactions of copper carbonate and copper oxide with dilute hydrochloric acid.

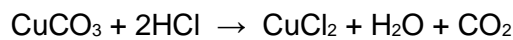
In both reactions one of the products is copper chloride.

- (a) Describe how a sample of copper chloride crystals could be made from copper carbonate and dilute hydrochloric acid.

(4)

- (b) A student wanted to make 11.0 g of copper chloride.

The equation for the reaction is:



Relative atomic masses, A_r : H = 1; C = 12; O = 16; Cl = 35.5; Cu = 63.5

Calculate the mass of copper carbonate the student should react with dilute hydrochloric acid to make 11.0 g of copper chloride.

Mass of copper carbonate = _____ g

(4)

- (c) The percentage yield of copper chloride was 79.1 %.

Calculate the mass of copper chloride the student actually produced.

Actual mass of copper chloride produced = _____ g

(2)

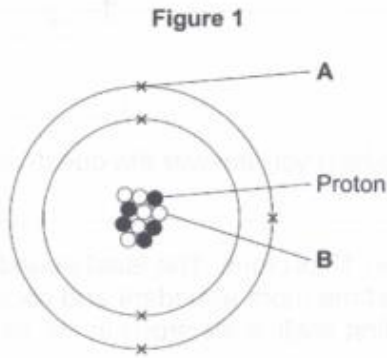
Mark Scheme

Periodicity and properties of elements

Atomic Structure

<https://www.bbc.co.uk/bitesize/guides/zwn8b82/revision/3> (pages 3,4 and 5)
https://phet.colorado.edu/sims/html/build-an-atom/latest/build-an-atom_en.html

Q1. Figure 1 shows an atom of element G.



Draw a ring around the correct answer to complete each sentence.

(a) Label **A** shows an electron an ion a nucleus (1)

(b) Label **B** shows an isotope a molecule a neutron (1)

(c) The atomic number of element **G** is 5 6 10 11 16 = number of protons (1)

(d) The mass number of element **G** is 5 6 10 11 16 5 protons + 6 neutrons (1)

Periodic Table

<https://www.bbc.co.uk/bitesize/guides/ztv797h/revision/2> (pages 2-8)
<https://www.rsc.org/periodic-table/>

Q2. The Periodic table below contains six errors. Highlight these.

H																He	
Li	Be											B	C	N	O	Fl	Ne
Na	Mg											Al	Si	P	S	Cl	Ar
K	Ca	Sc	Ti	V	Cr	Mn	fe	CO	Ni	Cu	Zn	Ga	Ge	As	Se	Br	Kr
Rb	Sr	Y	Zr	Nb	Mo	Tc	Ru	Rh	pD	Ag	Cd	In	Sn	Sb	Te	I	Xe
Cs	Ba	La	Hf	Ta	W	Re	Os	Ir	Pt	Au	Hg	Tl	Pb	Bi	Po	At	Rn
Fr	Ra	Ac	Rf	Db	Sg	Bh	Hs	Mt	Ds	Rg							

CAPITAL then lower case

(6)

Q3. Complete the labels on the diagram below using the following terms:

- metals
Noble gases
- non-metals
Alkaline-Earth metals
- group
Halogens
- period
Alkali metals

The diagram shows a periodic table with handwritten labels and arrows:

- Alkali metals**: Points to Group 1 (Li, Na, K, Rb, Cs, Fr).
- Alkaline-Earth metals**: Points to Group 2 (Be, Mg, Ca, Sr, Ba, Ra).
- metals**: Points to the large block of elements on the left side of the table.
- Halogens**: Points to Group 17 (F, Cl, Br, I, At).
- Noble gases**: Points to Group 18 (Ne, Ar, Kr, Xe, Rn).
- group number**: Points to the column headers (1 through 10).
- period number**: Points to the row headers (1 through 7).

Key:
relative atomic mass
symbol
name
atomic (proton) number

1	1.0 H hydrogen 1																	4.0 He helium 2	
2	6.9 Li lithium 3	9.0 Be beryllium 4												10.8 B boron 5	12.0 C carbon 6	14.0 N nitrogen 7	16.0 O oxygen 8	19.0 F fluorine 9	20.2 Ne neon 10
3	23.0 Na sodium 11	24.3 Mg magnesium 12	(3)	(4)	(5)	(6)	(7)	(8)	(9)	(10)	(11)	(12)	27.0 Al aluminum 13	28.1 Si silicon 14	31.0 P phosphorus 15	32.1 S sulfur 16	35.5 Cl chlorine 17	39.9 Ar argon 18	
4	39.1 K potassium 19	40.1 Ca calcium 20	45.0 Sc scandium 21	47.9 Ti titanium 22	50.9 V vanadium 23	52.0 Cr chromium 24	54.9 Mn manganese 25	55.8 Fe iron 26	58.9 Co cobalt 27	58.7 Ni nickel 28	63.5 Cu copper 29	65.4 Zn zinc 30	69.7 Ga gallium 31	72.6 Ge germanium 32	74.9 As arsenic 33	79.0 Se selenium 34	79.9 Br bromine 35	83.8 Kr krypton 36	
5	85.5 Rb rubidium 37	87.6 Sr strontium 38	88.9 Y yttrium 39	91.2 Zr zirconium 40	92.9 Nb niobium 41	96.0 Mo molybdenum 42	[98] Tc technetium 43	101.1 Ru ruthenium 44	102.9 Rh rhodium 45	106.4 Pd palladium 46	107.9 Ag silver 47	112.4 Cd cadmium 48	114.8 In indium 49	118.7 Sn tin 50	121.8 Sb antimony 51	127.6 Te tellurium 52	126.9 I iodine 53	131.3 Xe xenon 54	
6	132.9 Cs caesium 55	137.3 Ba barium 56	138.9 La * lanthanum 57	178.5 Hf hafnium 72	180.9 Ta tantalum 73	183.8 W tungsten 74	186.2 Re rhenium 75	190.2 Os osmium 76	192.2 Ir iridium 77	195.1 Pt platinum 78	197.0 Au gold 79	200.6 Hg mercury 80	204.4 Tl thallium 81	207.2 Pb lead 82	209.0 Bi bismuth 83	[209] Po polonium 84	[210] At astatine 85	[222] Rn radon 86	
7	[223] Fr francium 87	[226] Ra radium 88	[227] Ac † actinium 89	[267] Rf rutherfordium 104	[268] Db dubnium 105	[271] Sg seaborgium 106	[272] Bh bohrium 107	[270] Hs hassium 108	[276] Mt meitnerium 109	[281] Ds darmstadtium 110	[280] Rg roentgenium 111	Elements with atomic numbers 112-116 have been reported but not fully authenticated							

period number (points to row numbers 1-7)

group number (points to column numbers 1-10)

non-metals (points to the right side of the table)

Q4. Read the information below on element **X** carefully. Use this to help you answer the questions which follow.

Element **X** has two different isotopes, both of which contain 17 protons. The least abundant isotope contains 20 neutrons. The second isotope is three times more abundant and contains 2 more neutrons. All the atoms contain 2 electrons in the first shell, 8 electrons in the second shell and 7 electrons in the third.

(a) Where in the Periodic Table is element **X** found:

Group:7..... Period:3..... (2)

(b) Use the Periodic Table in **Q3**, the **key** and your answer to **Q4.(a)** to complete **Figure 2** for element **X**

Key	
A _r	Symbol
	name
Z	

35.5
..Cl..
chlorine..
.17..

(4)

(c) Is element **X** a metal or non-metal?non-metal.....

(1)

(d) Identify an element, in the same group as **X**, which has a lower boiling point.

.....Fluorine..... (1)

Q5. Lithium reacts with water to form lithium hydroxide and hydrogen.

(a) Balance the symbol equation for this reaction



(b) (i) Complete the table below for this reaction (8)

	Reactant or product	State	M_r
Lithium	reactant	solid	
Water	reactant	liquid	18.0
Lithium hydroxide	product	aqueous (solution)	23.9
Hydrogen	product	gas	2.0

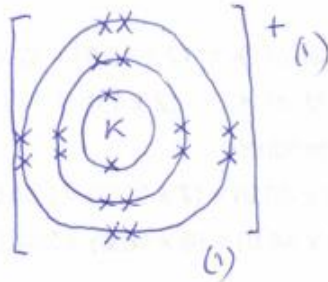
(ii) Calculate the total mass of the reactants. Are these the same as the total mass of the products? Show your workings.

$(2 \times 6.9) + (2 \times 18.0) = 49.8$ total mass of reactants (1)

$(2 \times 23.9) + 2.0 = 49.8$ total mass of products... Yes, they are the same!! (2)

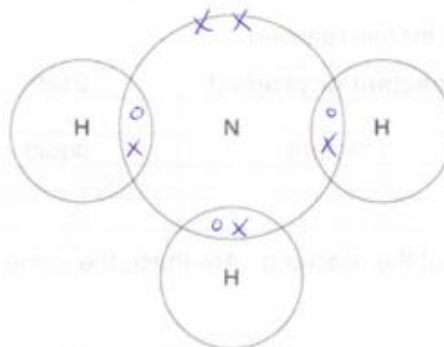
Q6. The electronic structure of a potassium atom is 2,8,8,1

Draw a diagram to show the electronic structure of a potassium ion. Show the charge on the ion. *lost the 1 outer e⁻*



Q7. Complete the dot and cross diagram to show the electrons in the outer shells of ammonia, NH₃. (2)

Use the periodic table to help you.

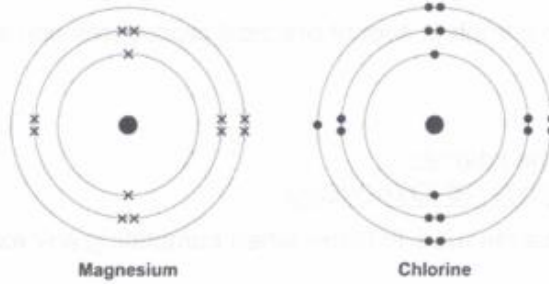


$5 \times$ (1)
 $3 \times$

sharing 3 pairs (1)

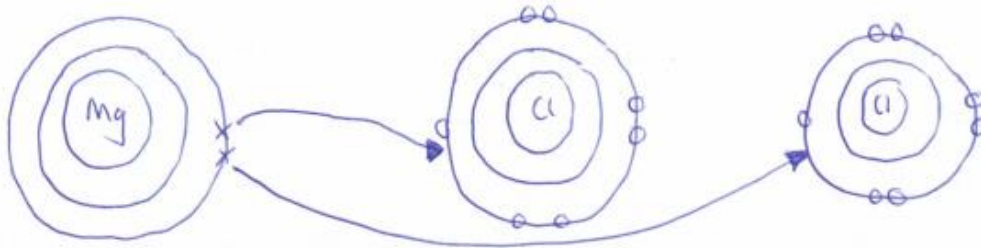
(2)

Q8. The diagrams shown an atom of magnesium and an atom of chlorine.



Describe, in terms of electrons, how magnesium atoms and chlorine atoms change into ions to produce Magnesium chloride, MgCl_2 .

You may draw labelled diagrams.



One Mg atom loses 1 e^- to one Cl atom
 It loses a 2nd e^- to a 2nd Cl atom
 Mg forms the Mg^{2+} ion and each Cl forms a Cl^- ion

Unit 2: Practical Scientific Procedures and Techniques

In this unit you will be required to complete a lot of practical procedures and so it is important that you know about laboratory safety.

□ Laboratory Safety

- Watch the video on safety in the laboratory:
<https://www.youtube.com/watch?v=RhIOYhOvCsQ>

Use this to complete a list of safety rules to follow when completing any experiment.

1. ..Wear a lab coat..(buttoned up).....
2. ..Wear safety glasses/goggles.....
3. ..Tie back long hair..(particularly when using a Bunsen burner.).....
4. ..Write a risk assessment..(before you complete the practical).....
5. ..Keep the lab tidy.....
6. ..Wipe up spillages.....
7. ..Do not eat..(or drink or chew gum)..in the lab.....
8. ..Wash your hands..(particularly before you leave the lab).....

(8)

Old	New	Name	Precautions
		harmful / irritant	wear gloves well-ventilated laboratory
		oxidising agent	No naked (open) flame or source of ignition
		flammable	No naked (open) flame or source of ignition.
		harmful to the environment	Don't pour down the sink
		corrosive	wear gloves
		toxic	wear gloves Use a fume cupboard

(19)

always wear lab coat +
gloves.

❑ **Practical techniques**

One of the practical techniques you will need to complete is the preparation of a standard solution and performing a titration to test the solution you have prepared.

- Watch these videos to help you answer the questions

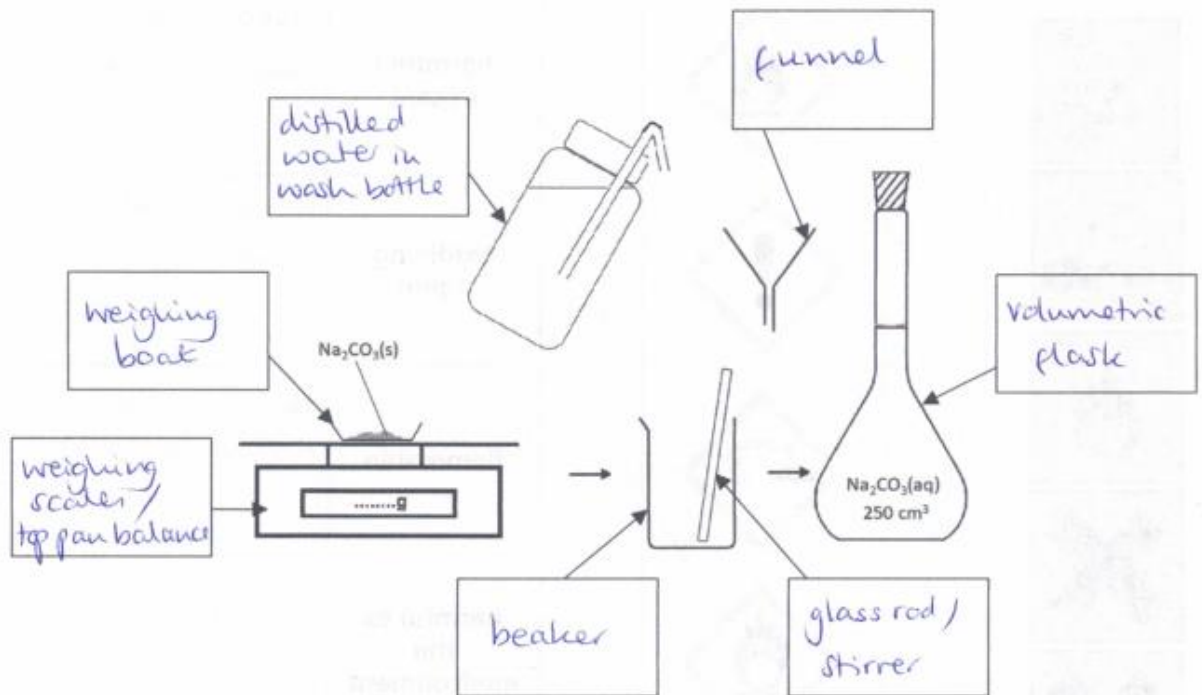
<https://www.youtube.com/watch?v=xBKyjXUhJy0>

<https://www.youtube.com/watch?v=rLc148UCT2w>

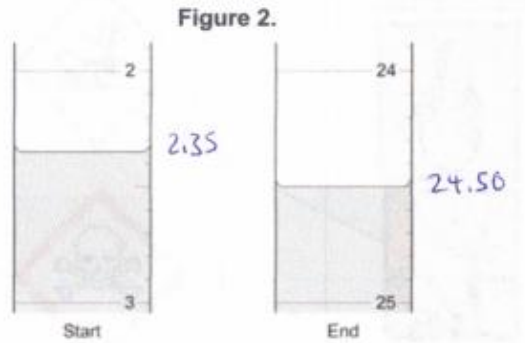
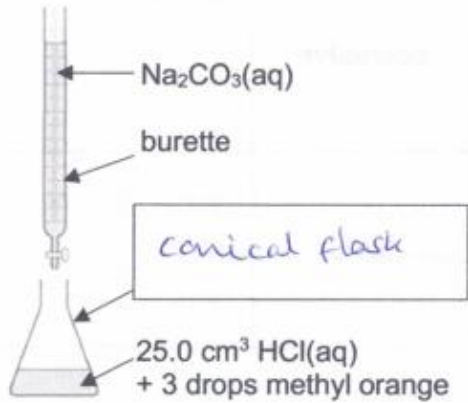
https://www.youtube.com/watch?v=gzvzvDv_BnA

Q1. (a) What is a standard solution? *...it is a solution of (accurately) known concentration...* (1)

(b) The diagram below shows the apparatus used to make a standard solution of sodium carbonate. Complete the labels. (7)



(c) The standard solution prepared can be used to find the concentration of a solution of hydrochloric acid.



- (i) Complete the label to show name of the apparatus in which the acid is placed. (1)
- (ii) What is the name given to this procedure? *titration* (1)
- (iii) **Figure 2.** shows the level of the sodium carbonate solution in the burette at the start and the end of one titration. Use these to work out the volume of sodium carbonate added in the titration. Give your answer to 2 d.p.

$$24.50 - 2.35$$

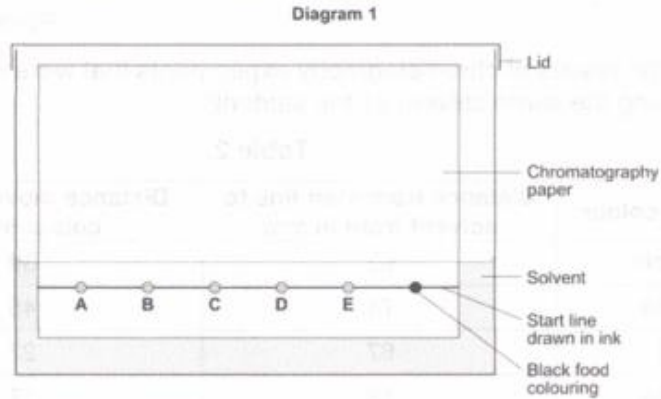
Volume $\text{Na}_2\text{CO}_3(\text{aq})$ added = *22.15* cm^3 (1)

8

2 numbers after the decimal point

Q2. (a) What is chromatography used for? *to separate (and analyse) components in a mixture*.....(1)

(b) A student used paper chromatography to analyse a black food colouring. They placed spots of known food colours, **A, B, C, D** and **E** and the black food colouring on a sheet of chromatography paper. They set up the apparatus as shown in **Diagram 1**.

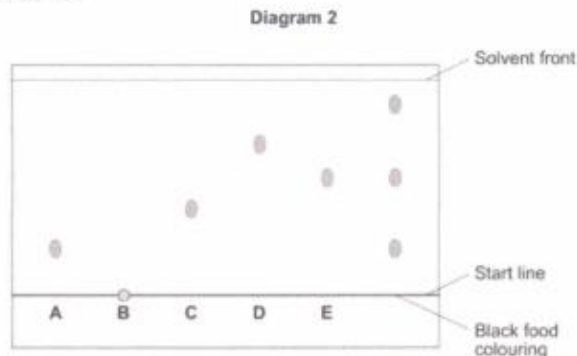


The student made **two** errors in setting up the apparatus. Identify the **two** errors and describe the problem each error would cause.

Start line drawn in ink.....(1)
so it will run/dissolve in the solvent.....(1)

Solvent above the start line / spots under the solvent.....(1)
so they will wash off the paper / mix with the solvent.....(1)

(c) A different student set up the apparatus without making any errors. The chromatogram in **Diagram 2** shows the student's results.



(i) What do the results tell you about the composition of the black food colouring?

The black food colouring contains A and E.....(1)
and one other (unknown) substance.....(1).....(2)

(ii) Use **Diagram 2.** to complete **Table 1.** (2)

Table 1.

	Distance in mm
Distance from start line to solvent front	28.5 / 29
Distance moved by food colour C	allow 11-12

(iii) Use your answers in (c)(ii) to calculate the R_f value for food colour C. Show your workings.

$$\frac{\text{distance moved by C}}{\text{distance from start line to solvent front}}$$

$$R_f \text{ value} = \dots 0.38 \dots 0.42 \dots (1)$$

(iv) **Table 2.** gives the results of chromatography experiments that were carried out on some known food colours, using the same solvent as the students.

Table 2.

Name of food colour	Distance from start line to solvent front in mm	Distance moved by food colour in mm	R_f value
Ponceau 4R	62	59	0.95
Carmoisine	74	45	0.61
Fast red	67	27	0.40
Erythrosine	58	17	0.29

Which of the food colours in **Table 2.** could be food colour C from the chromatogram? Give the reason for your answer.

..... Fast red (1) allow none
 has same / very similar R_f (1) if R_f not same as any
 (2)

Q3. A student was told to complete a practical to investigate how temperature affects the rate of a reaction. The student carried out the reaction at five different temperatures and recorded the time taken for each.

The student then calculated the rate of reaction, in s^{-1} for each experiment using the equation:

$$\text{rate of reaction} = \frac{1}{\text{time}}$$

The student's results and calculations are shown below:

at 24.5 °C the experiment took 340 seconds	$1/340 = 0.0029 s^{-1}$
at 39.0 °C it took 256 sec	$1/256 = 0.0039 s^{-1}$
at 58.0 °C the experiment took 124 s	$1/124 = 0.0081 s^{-1}$
80.5 °C 62 s	$1/62 = 0.0161$
51 °C 186 s	$1/186 = 0.0054$

(a) What is the independent variable in this experiment? Circle the correct answer

rate of reaction time temperature (1)

(b) Tabulate the student's data in an appropriate manner. (4)

temperature..... / °Ctime..... / s	rate of reaction... / s ⁻¹
24.5	340	0.0029
39.0	256	0.0039
51.0	186	0.0054
58.0	124	0.0081
80.5	62	0.0161

- correct headings (1)
- units with headings only (1)
- all temperatures written to 1 d.p (1)
- temperatures written in order of increasing size (1)

(c) The rate of change of temperature of the block is given by the gradient of the graph. Determine the gradient of the graph over the first 60 seconds.

$$\frac{24.5 - 0}{60 - 0} = 0.41 \text{ (1)}$$

Gradient = 0.41 °C / s (2)

Highly recommended content

Titration and mole calculations

Q1.

(a) (strong because) completely ionised (in aqueous solution)

ignore pH

allow dissociated for ionised

do not accept hydrogen is ionising

do not accept H⁺ are ionised

1

(dilute because) small amount of acid per unit volume

ignore low concentration

1

(b) (titre):

chooses titrations 3, 4, 5

1

average titre = 22.13 (cm³)

allow average titre = 22.13(3...) (cm³)

allow a correctly calculated average from an incorrect choice of titrations

1

(calculation):

(moles NaOH =

$$\frac{22.13}{1000} \times 0.105 = 0.002324)$$

allow use of incorrect average titre from step 2

1

(moles H₂SO₄ =

$$\frac{1}{2} \times 0.002324 = 0.001162)$$

allow use of incorrect number of moles from step 3

1

(concentration =

$$\frac{0.001162}{25} \times 1000)$$

$$= 0.0465 \text{ (mol/dm}^3\text{)}$$

allow use of incorrect number of moles from step 4

1

alternative approach for step 3, step 4 and step 5

$$\frac{2}{1} = \frac{22.13 \times 0.105}{25.0 \times \text{conc. H}_2\text{SO}_4} \quad (1)$$

(concentration H₂SO₄ =)

$$\frac{22.13 \times 0.105}{25.0 \times 2}$$

$$= 0.0465 \text{ (mol/dm}^3\text{)} \quad (1)$$

an answer of 0.046473 or 0.04648 correctly rounded to at least 2 sig figs scores marking points 3, 4 and 5

an answer of 0.092946 or 0.09296 or 0.185892 or 0.18592 correctly rounded to at least 2 sig figs scores marking points 3 and 5

*an incorrect answer for one step does **not** prevent allocation of marks for subsequent steps*

(c) pipette measures a fixed volume (accurately)

1

(but) burette measures variable volume

allow can measure drop by drop

1

(d) $(\text{moles} =) \frac{30}{1000} \times 0.105$

or 0.00315 (mol)

or

(mass per dm³ =) 0.105 × 40

or 4.2 (g)

1

$$(\text{mass} = \frac{30}{1000} \times 0.105 \times 40)$$

$$= 0.126 \text{ (g)}$$

1

an answer of 0.126 (g) scores 2 marks

an answer of 126(g) scores 1 mark

*an incorrect answer for one step does **not** prevent allocation of marks for subsequent steps*

[12]

Q2.

(a) add excess copper carbonate (to dilute hydrochloric acid)

accept alternatives to excess, such as 'until no more reacts'

1

- filter (to remove excess copper carbonate)
reject heat until dry 1
- heat filtrate to evaporate some water **or** heat to point of crystallisation
accept leave to evaporate or leave in evaporating basin 1
- leave to cool (so crystals form)
until crystals form 1
must be in correct order to gain 4 marks
- (b) $M_r \text{ CuCl}_2 = 134.5$
correct answer scores 4 marks 1
- moles copper chloride = (mass / $M_r = 11 / 134.5$) = 0.0817843866 1
- $M_r \text{ CuCO}_3 = 123.5$ 1
- Mass CuCO_3 (=moles $\times M_2 = 0.08178 \times 123.5$) = 10.1(00) 1
accept 10.1 with no working shown for 4 marks
- (c) $\frac{79.1}{100} \times 11.0$
- or**
- 11.0×0.791 1
- 8.70 (g) 1
accept 8.70(g) with no working shown for 2 marks